


EXPLOSION PROOF

SIP-SQHM SERIES

THIS CLASS I DIVISION 1, SUPERIOR DESIGNED, LIGHTWEIGHT, COMPACT, LED, AREA LIGHT IS MADE FOR THE MOST DEMANDING ENVIRONMENTS AND PROVIDES UNMATCHED LIGHTING PERFORMANCE WITH UP TO 200 LUMENS PER WATT. IT IS IDEALLY SUITED FOR LOW MOUNTING HEIGHTS IN OFFSHORE, GAS, MINING, PARTICULATE, CHEMICAL AND OTHER VOLATILE ENVIRONMENTS.

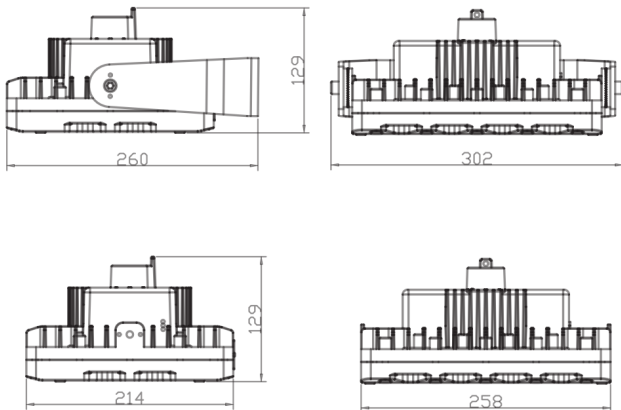


SHOWN WITH PENDANT MOUNT

CERTIFICATIONS AND RATINGS

- CLASS I DIVISION 1, GROUPS B,C,D
- CLASS I DIVISION 2, GROUPS A,B,C,D
- CLASS II DIVISION 1, GROUPS E,F,G
- CLASS III
- CSA C22.2 No. 137-M1981; 25-1966
- CSA C22.2 No. 250.0-08; 250.13
- UL 844 HAZARDOUS LOCATION
- UL 1598A MARINE VESSELS
- UL 1598 WET LOCATIONS
- UL 8750 LED SAFETY
- IP66
- DLC (CONTACT US)
- ABS (CONTACT US)

DIMENSIONS



WEIGHT

6.3 KG

SPECIFICATIONS

VOLTAGE/FREQUENCY	AC 120-277V 50/60HZ AC 347-480V 50/60HZ*
SURGE PROTECTION	4KVA (STANDARD) 10 KVA (OPTION)
POWER FACTOR	≥95% @120V
THD	<20%
POWER	40W 60W 80W
LUMEN OUTPUT ⁺⁺	6,000LM 9,000LM 12,000 LM
CCT	2700K 4000K 5000K
BEAM ANGLES	TYPE II, III, V
COLOR RENDERING INDEX	RA>70
OPERATING TEMPERATURE	-40°F TO 149°F (-40°C TO 65°C) ^
T-CODE RATINGS	T6 (C1D1) T4A (C1D2) T6 (C2D1)
CONSTRUCTION	MARINE GRADE CAST ALUMINUM
LENS MATERIAL	TEMPERED GLASS
HARDWARE	316 STAINLESS STEEL
FINISH	THERMOSET POWDERCOAT
CONNECTION	3/4" NPT W/ 3' 18/3 CORD OR LEADS
IP / IK RATING	IP66 / IK08
L70	>50,000 HOURS
WARRANTY	LEDs: 10 YEARS DRIVER:5 YEARS

ORDER INFORMATION

SIP-SQHM SERIES

EXAMPLE: SIP-SQHM-40-120-277-5K-T5-H1-CG-PEND-LEAD

SIP-SQHM	40	120-277	5K	T5	H1	CG	PEND	LEAD
FIXTURE	WATTAGE	VOLTAGE	CCT	BEAM	RATING	LENS	MOUNTING	WIRING***
	40 W 60W 80W	120-277 347-480*	5K-5000K 4K-4000K 3K-2700K**	T2-TYPE II T3-TYPE III T5-110°	H1-CID1	CG - CLEAR GLASS DG - DIFFUSE GLASS	PENDANT SOP U W90 W25 S25A S25B S90A S90B	LEAD

MOUNTING ACCESSORIES

WGG - WIRE GUARD FOR GLASS LENS
SCFB - 316 STAINLESS SAFETY CABLE



SOPU 3/4" NPT



W90 90° 3/4" NPT
W25 25° 3/4" NPT



CJB 3/4" NPT



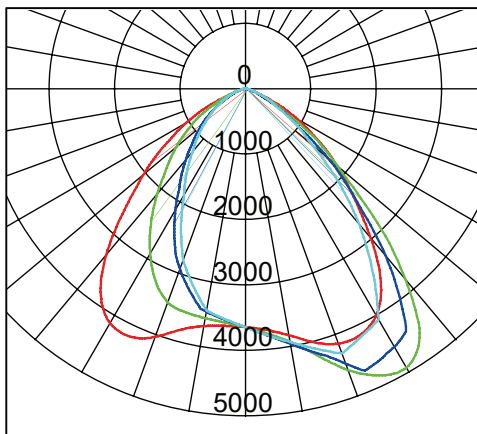
S25A 25°, 1-1/4" NPT
S25B 25°, 1-1/2" NPT
S90A 90°, 1-1/4" NPT
S90B 90°, 1-1/2" NPT



PENDANT

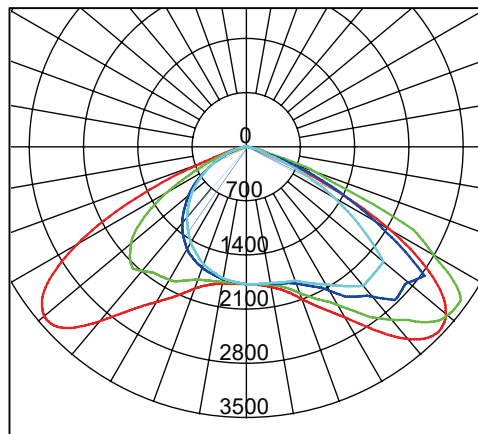
PHOTOMETRICS

TYPE II



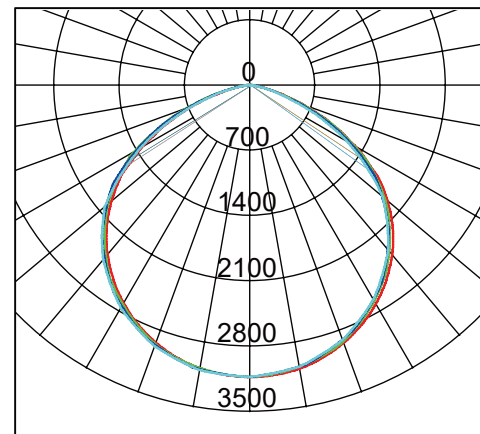
- C0/180,102.1
- C30/210,82.2
- C60/240,73.0
- C90/270,70.9

TYPE III



- C0/180,134.6
- C30/210,133.3
- C60/240,98.3
- C90/270,102.0

TYPE V



- C0/180,112.5
- C30/210,113.7
- C60/240,112.9
- C90/270,111.4